

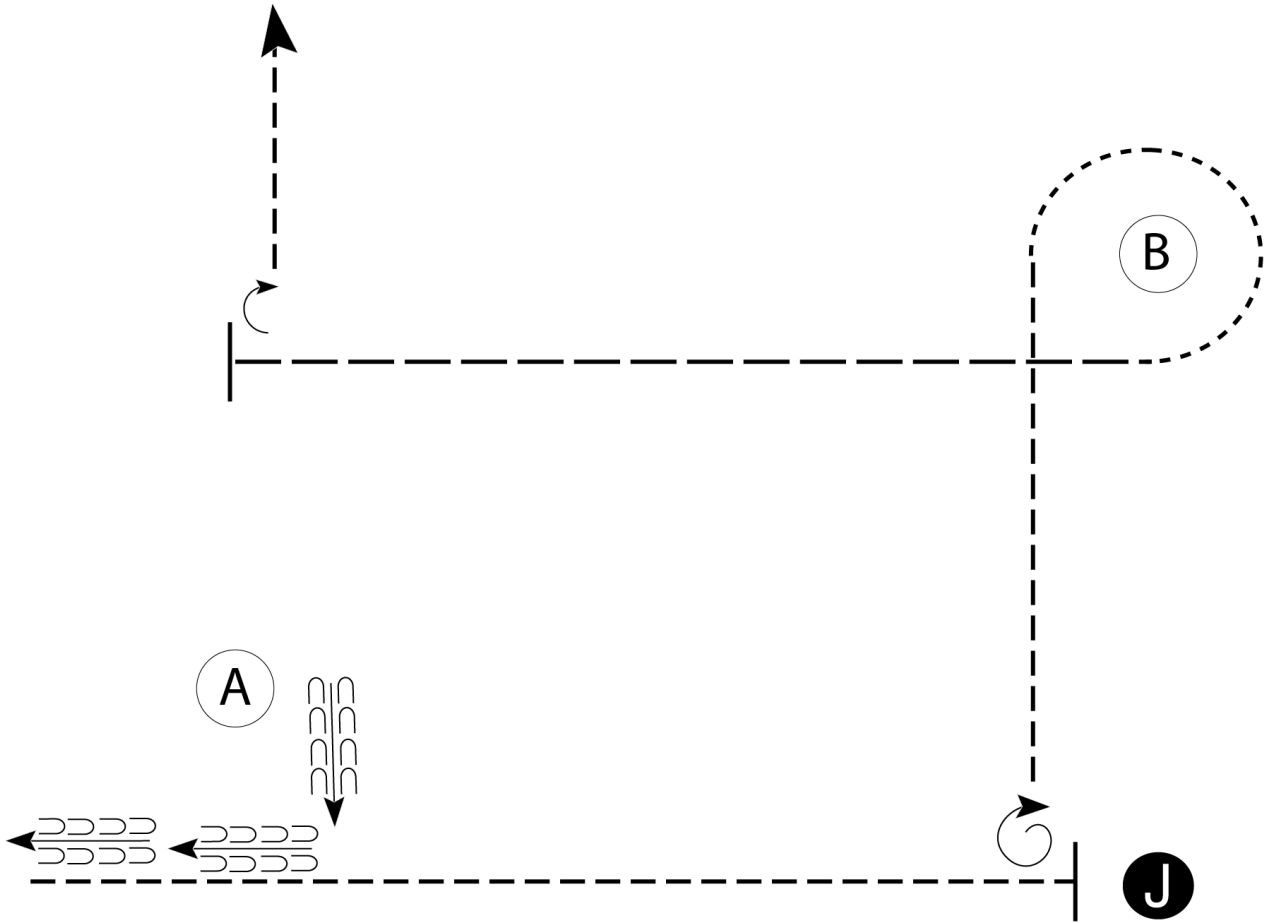
2024 BLUE SKY CIRCUIT

YOUTH, AM & SELECT SHOWMANSHIP

Show Date: MAY 15 - 19, 2024

w w w . H o r s e S h o w P a t t e r n s . c o m

w w w . H o r s e S h o w P a t t e r n s . c o m



Be ready at A.

1. When acknowledged, back around A as shown then trot to Judge.
2. Stop and set up for inspection.
3. Perform a 1 3/4 turn and trot to B.
4. Break to a walk and walk around B.
5. Extended trot until even with A.
6. Stop and perform a 1/4 turn and trot to exit.

Walk	-----
Trot	- - - - -
Back	←←←←← ←←←←←
Marker	⊙ B
Judge	● J

[S/3-110]

Pattern Provided by:
SANDY CURL

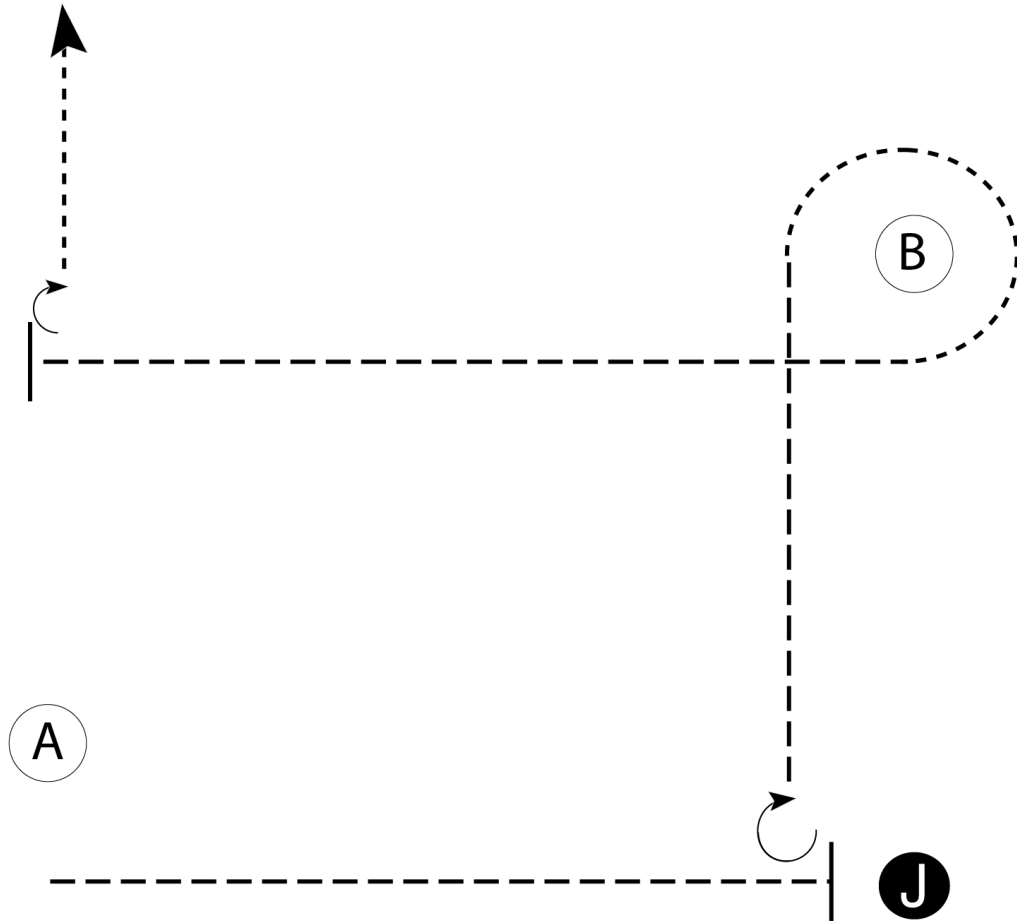
2024 BLUE SKY CIRCUIT

SMALL FRY SHOWMANSHIP

Show Date: MAY 15 - 19, 2024

w w w . H o r s e S h o w P a t t e r n s . c o m

w w w . H o r s e S h o w P a t t e r n s . c o m



Be ready at A.

1. When acknowledged, trot to Judge.
2. Stop and set up for inspection.
3. When dismissed, perform a 3/4 turn and trot to B.
4. Break to a walk and walk around B.
5. Trot until even with A.
6. Stop and perform a 1/4 turn and walk to exit.

Walk	-----
Trot	- - - - -
Back	← ⊃ ⊃ ⊃ ⊃
Marker	⊙ B
Judge	● J

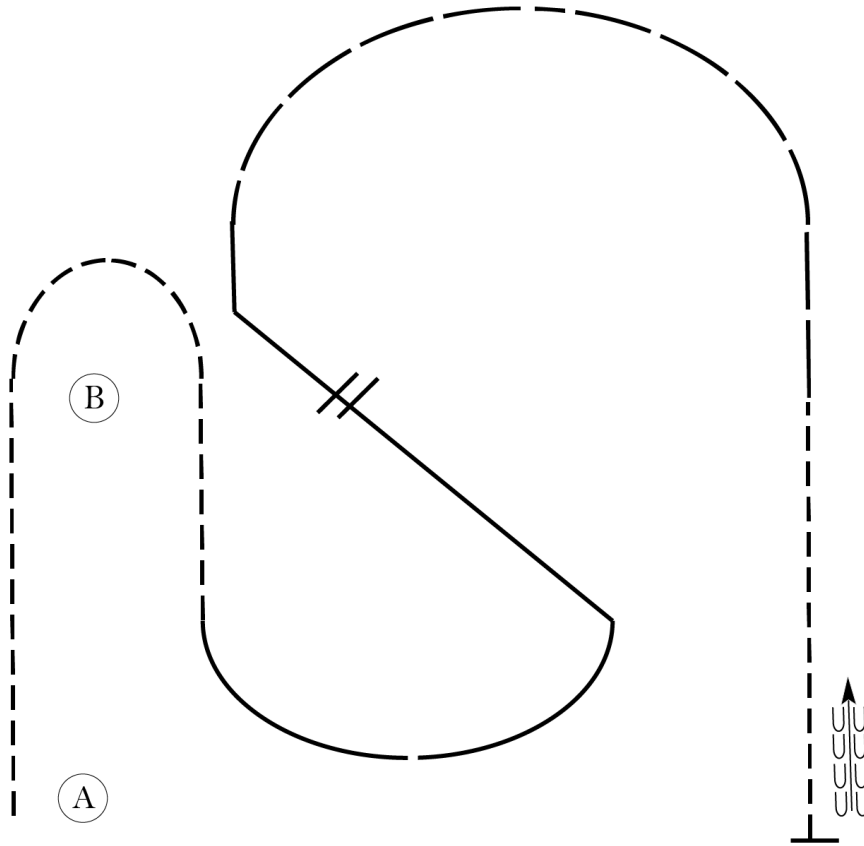
[S/WT-110]

Pattern Provided by:
SANDY CURL

2024 BLUE SKY CIRCUIT

YOUTH, AM & SELECT EQUITATION

Show Date: MAY 15 - 19, 2024



Be ready at A.

1. Begin at the trot on the right diagonal, change diagonals 1/2 way between A and B and continue around B.
2. Sitting trot from B to 1/2 way to A.
3. Canter on the left lead and change leads, simple or flying, across from B.
4. Move into a hand gallop around until even with B.
5. Remain in two point position, break to a trot and continue until even with A.
6. Stop and back one horse length.
7. Pattern is complete. Exit at a sitting trot.

Walk	-----
Trot	- - - - -
Extended Trot	— — — — —
Canter	—————
Leg Yield	
Lead Change	↙ ↘
Back	← ← ← ← ←
Marker	⊙
Sidepass	← — — — — →
Hand Gallop	— — — — —

[HSE/3-81]

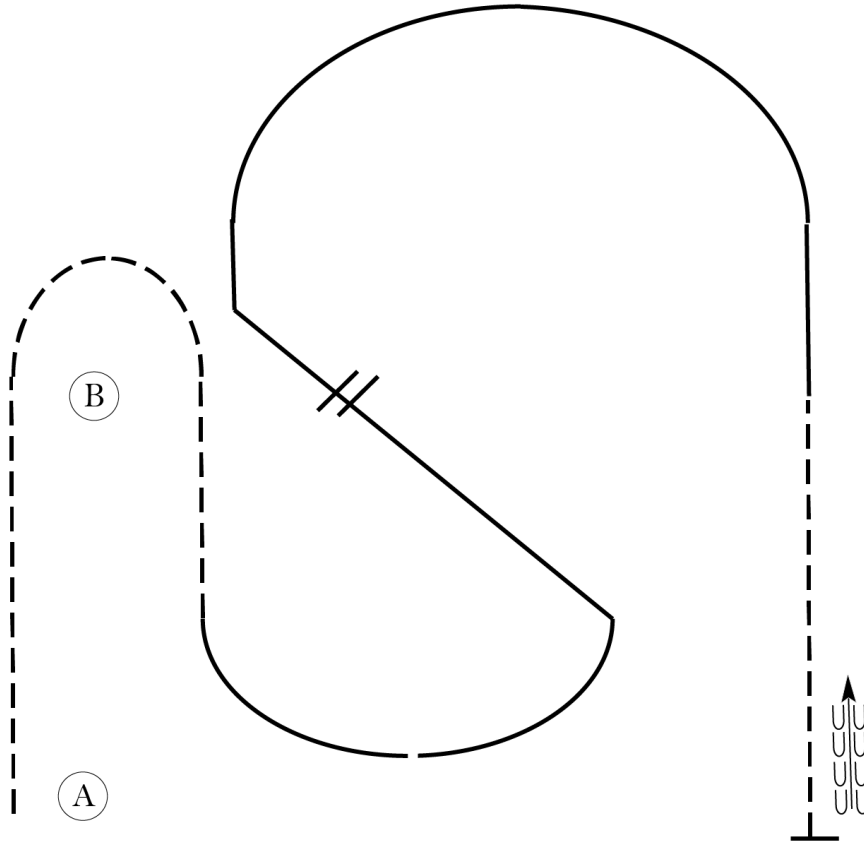
Pattern Provided by:

SANDY CURL

2024 BLUE SKY CIRCUIT

ROOKIE & LVL 1 EQUITATION

Show Date: MAY 15 - 19, 2024



Be ready at A.

1. Begin at the trot on the right diagonal, change diagonals 1/2 way between A and B and continue around B.
2. Sitting trot from B to 1/2 way to A.
3. Canter on the left lead and change leads, simple or flying, across from B.
4. Continue the canter around until even with B.
5. Break to a trot and continue until even with A.
6. Stop and back one horse length.
7. Pattern is complete. Exit at a sitting trot.

Walk	-----
Trot	- - - - -
Extended Trot	— — — — —
Canter	—————
Leg Yield	
Lead Change	— / —
Back	← ← ← ← ←
Marker	⊙
Sidepass	← — — — — →
Hand Gallop	— — — — —

[HSE/2-81]

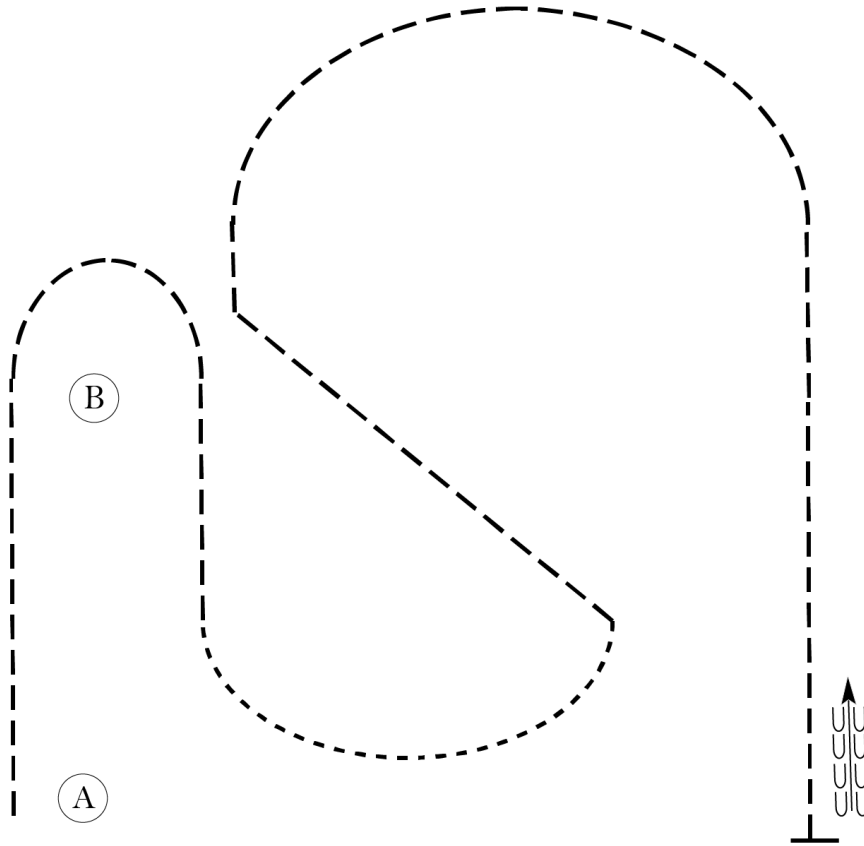
Pattern Provided by:

SANDY CURL

2024 BLUE SKY CIRCUIT

SMALL FRY & W/T EQUITATION

Show Date: MAY 15 - 19, 2024



Be ready at A.

1. Begin at the trot on the right diagonal, change diagonals 1/2 way between A and B and continue around B.
2. Sitting trot from B to 1/2 way to A.
3. Walk in a half circle.
4. Sitting trot on the diagonal line.
5. Trot on the left diagonal in a half circle and until even with A.
6. Stop and back one horse length.
7. Pattern is complete. Exit at a sitting trot.

Walk	-----
Trot	- - - - -
Extended Trot	— — — — —
Canter	—————
Leg Yield	
Lead Change	— / — / — / — /
Back	← ← ← ← ←
Marker	⊙
Sidepass	← — — — — →
Hand Gallop	— — — — —

[HSE/WT-81]

Pattern Provided by:

SANDY CURL

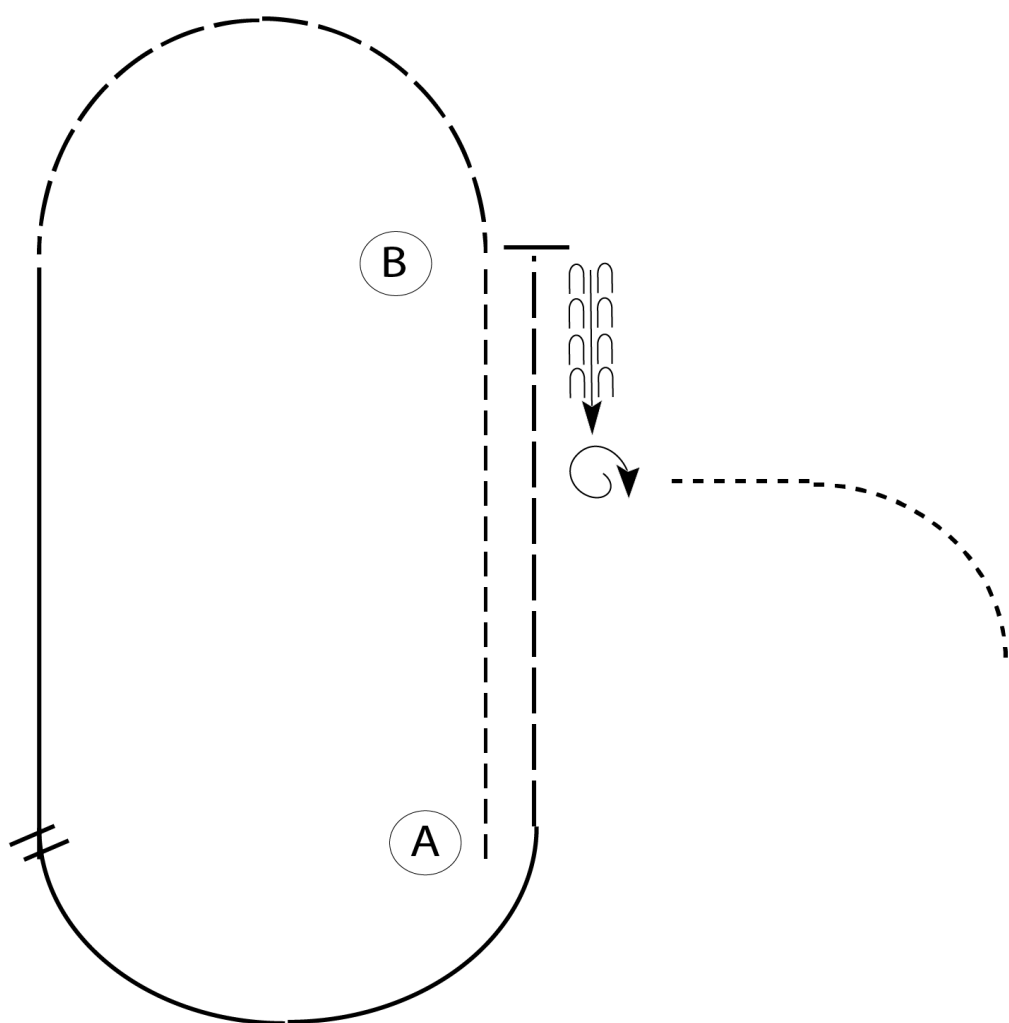
2024 BLUE SKY CIRCUIT

YOUTH, AM & SELECT HORSEMANSHIP

Show Date: MAY 15 - 19, 2024

w w w . H o r s e S h o w P a t t e r n s . c o m

w w w . H o r s e S h o w P a t t e r n s . c o m



Be ready at A.

1. Jog from A to B.
2. Extend the jog in a half circle.
3. Lope on the right lead until even with A.
4. Perform a simple lead change.
5. Lope on the left lead until even with A.
6. Extend the jog to B.
7. Stop, back one horse length and perform a 450 degree turn to the right.
8. Pattern is complete. Exit at the walk.

Walk	-----
Jog	- - - - -
Extended Jog	— — — —
Lope	
Lead Change	⚡
Back	←
Marker	Ⓚ

[WH/3-109]

Pattern Provided by:
SANDY CURL

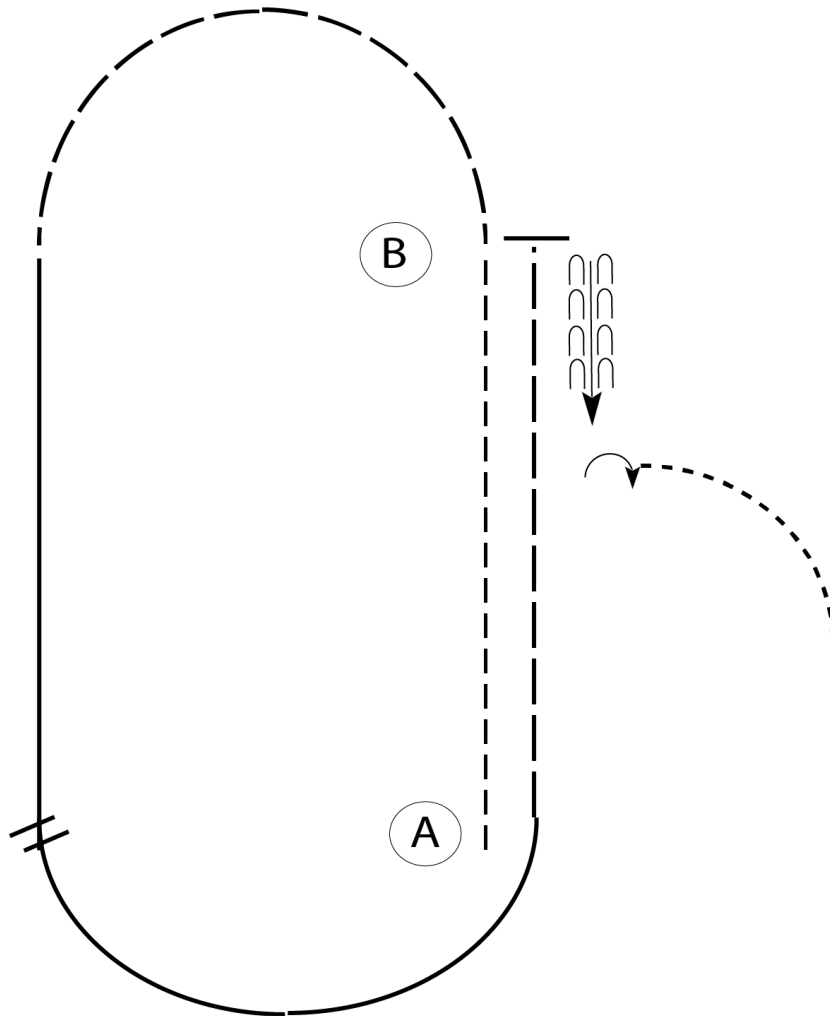
2024 BLUE SKY CIRCUIT

ROOKIE & LVL 1 HORSEMANSHIP

Show Date: MAY 15 - 19, 2024

w w w . H o r s e S h o w P a t t e r n s . c o m

w w w . H o r s e S h o w P a t t e r n s . c o m



Be ready at A.

1. Jog from A to B.
2. Extend the jog in a half circle.
3. Lope on the right lead until even with A.
4. Perform a simple lead change.
5. Lope on the left lead until even with A.
6. Extend the jog to B.
7. Stop, back one horse length and perform a 90 degree turn to the right.
8. Pattern is complete. Exit at the walk

Walk	-----
Jog	- - - - -
Extended Jog	— — — —
Lope	— — — —
Lead Change	
Back	
Marker	(B)

[WH/2-109]

Pattern Provided by:

SANDY CURL

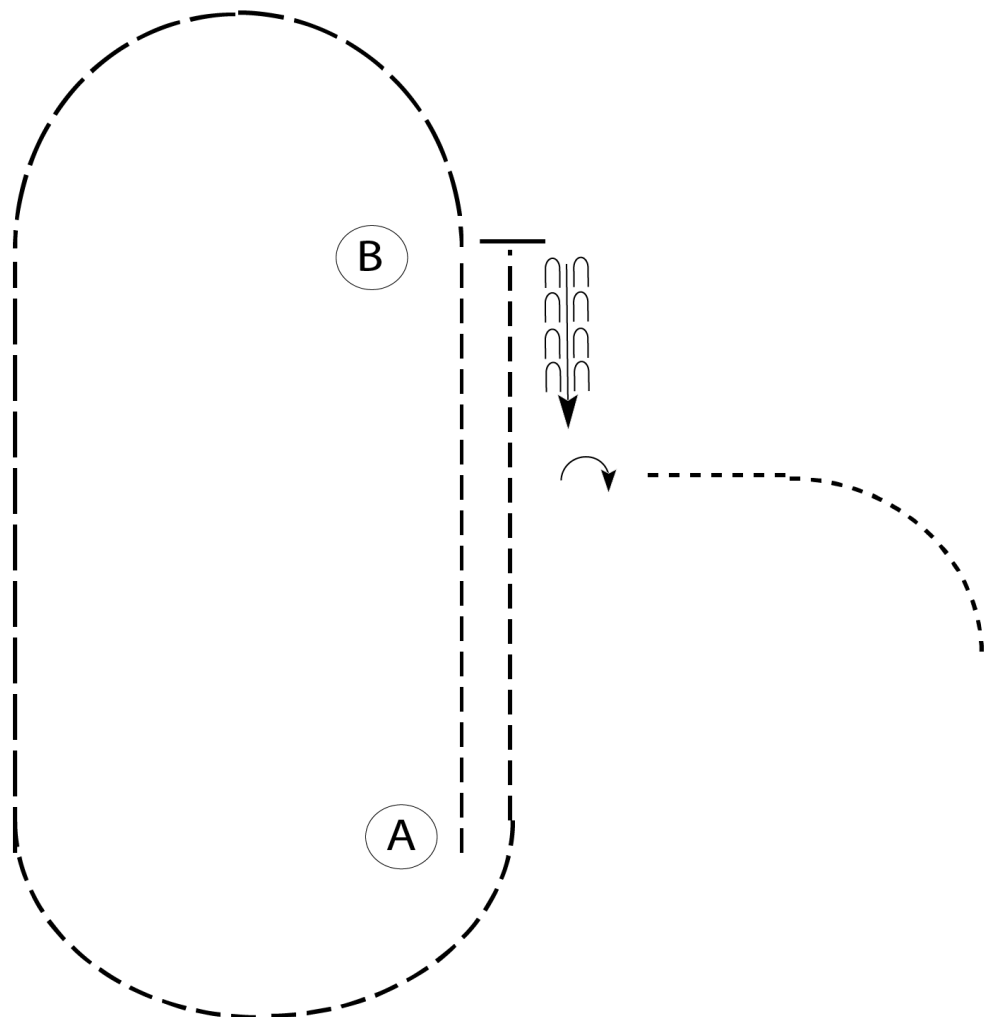
2024 BLUE SKY CIRCUIT

SMALL FRY & W/T HORSEMANSHIP

Show Date: MAY 15 - 19, 2024

w w w . H o r s e S h o w P a t t e r n s . c o m

w w w . H o r s e S h o w P a t t e r n s . c o m



Be ready at A.

1. Jog from A to B.
2. Extend the jog in a half circle.
3. Continue the extended jog on a straight line until even with A.
4. Jog a half circle then a straight line to B.
5. Stop, back one horse length and perform a 90 degree turn to the right.
6. Pattern is complete. Exit at the walk.

Walk	-----
Jog	- - - - -
Extended Jog	— — — —
Lope	
Lead Change	— / —
Back	← u u u u
Marker	ⓑ

[WH/WT-109]

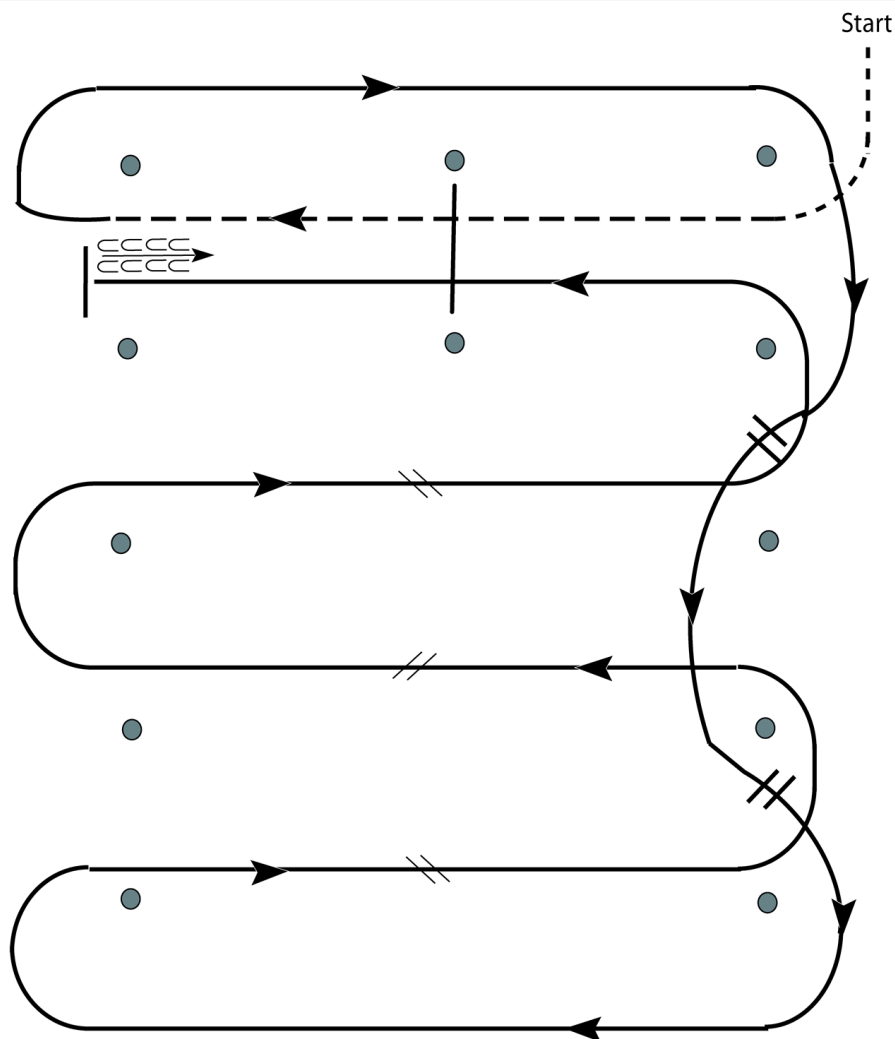
Pattern Provided by:

SANDY CURL

2024 BLUE SKY CIRCUIT

LEVEL 1 WESTERN RIDING

Show Date: MAY 15 - 19, 2024



1. Walk, transition to jog, jog over log.
2. Transition to right lead and lope around end.
3. First line change.
4. Second line change. Lope around end of arena.
5. First crossing change.
6. Second crossing change.
7. Third crossing change.
8. Lope over log.
9. Lope, stop and back.

[WR/GP-3]

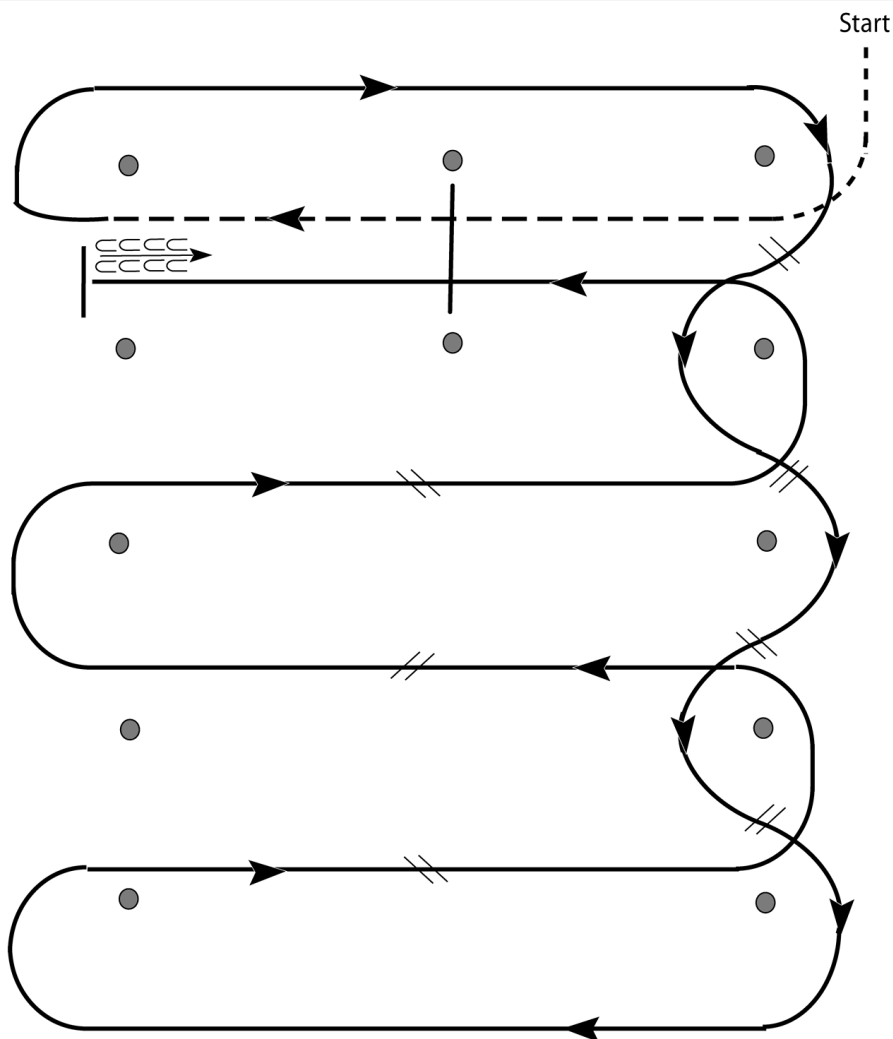
Pattern Provided by:

SANDY CURL

2024 BLUE SKY CIRCUIT

WESTERN RIDING

Show Date: MAY 15 - 19, 2024



1. Walk, transition to jog, jog over log.
2. Transition to right.
3. First line change.
4. Second line change.
5. Third line change.
6. Fourth line change.
7. First crossing change.
8. Second crossing change.
9. Third crossing change.
10. Lope over log.
11. Lope, stop and back.

[WR/OP-4]

Pattern Provided by:

SANDY CURL

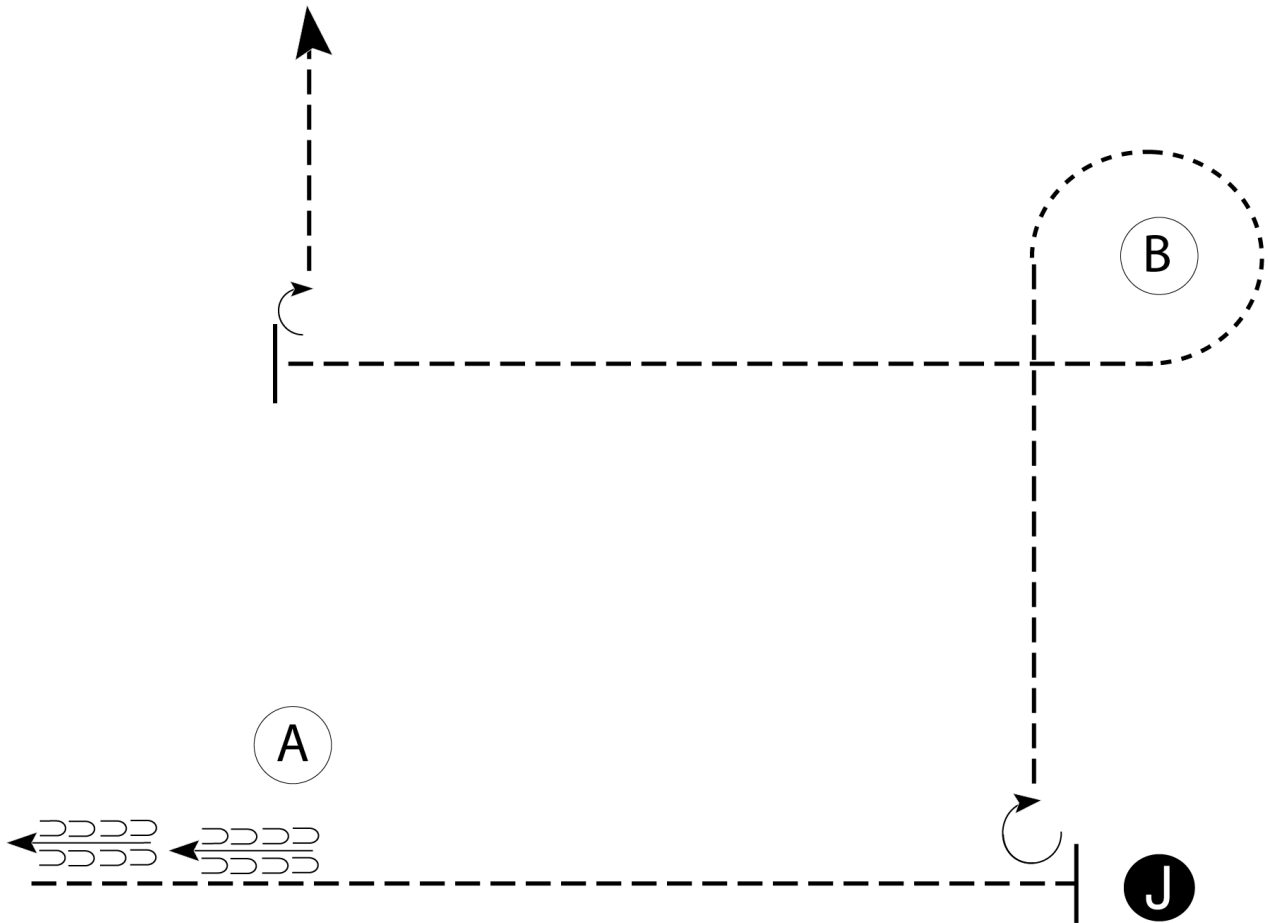
2024 BLUE SKY CIRCUIT

ROOKIE & LVL 1 SHOMANSHIP

Show Date: MAY 15 - 19, 2024

w w w . H o r s e S h o w P a t t e r n s . c o m

w w w . H o r s e S h o w P a t t e r n s . c o m



Be ready at A.

1. When acknowledged, back approximately one horse length at A as shown then trot to Judge.
2. Stop and set up for inspection.
3. Perform a 3/4 turn and trot to B.
4. Break to a walk and walk around B.
5. Trot until even with A.
6. Stop and perform a 1/4 turn and trot to exit.

Walk	-----
Trot	- - - - -
Back	← ← ← ← ←
Marker	⊙ B
Judge	● J

[S/2-110]

Pattern Provided by:

SANDY CURL